

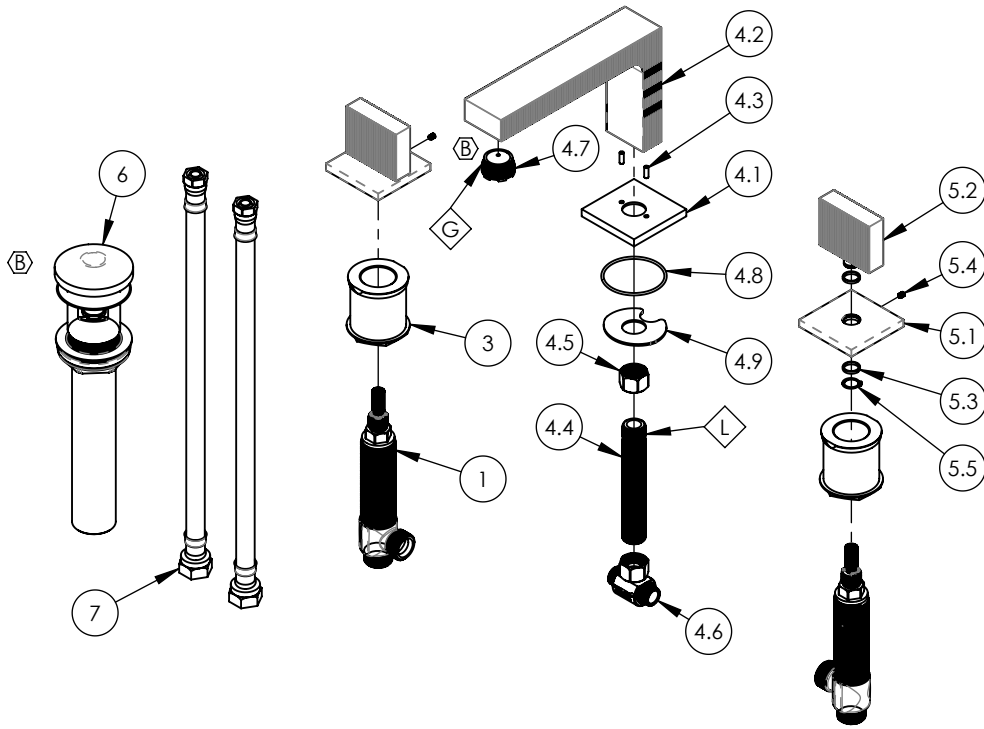
NOTE(S):
 1. PART NUMBER, "/00" DENOTES PART SHALL HAVE FINISH.

2. APPLY NSF COMPLIANT GREASE TO ANY O-RING, SEALING JOINTS, AND/OR PIVOTAL POINTS.

3. APPLY NSF COMPLIANT LOCTITE TO THREADED AREA.

4. APPLY NSF COMPLIANT REMOVABLE (BLUE) LOCTITE TO THREADED AREA.

5. SILVER SOLDER JOINTS SHALL BE FULLY WETTED VIA CAPILLARY ACTION AND COMPLETELY NON-POROUS.



ITEM NO.	PART NUMBER	DESCRIPTION	QTY.
1	1-149	WIDESPREAD VALVE LAV 16PT, HOT, ONLY	1
2	1-150	WIDESPREAD VALVE LAV 16PT, COLD, ONLY	1
3	2-092	RECESSED MOUNTING KIT FOR WIDESPREAD	2
4	3-105/00	ASSY, SPOUT WIDESPREAD LAV RIBBED LOW	1
4.1	10938/00	ESCUTCHEON, SPOUT LAV EDGE SERIES	1
4.2	10946/00	SPOUT, WIDESPREAD LAV LOW EDGE	1
4.3	92158	DOWEL PIN, 1/8" X 3/8"L	2
4.4	10745	THREAD ALL, 3/8"-18 NPSL - 3/8"NPT	1
4.5	10746	NUT, 3/8"-18 NPSL	1
4.6	1-112	TEE VALVE, 3/8" NPSM X 3/8" COMPRESSION	1
4.7	11427	AERATOR, CACHE REG, PINK 1.2 GPM, M24X1.0, NEOPERL # 40.2360.010	1
4.8	90031	O-RING, 1-3/4"ID X 1/16"THK, AS-568-031	1
4.9	92174	WASHER MOUNT WIDESPREAD (3/8")	1
5	3-108/00	ASSY, HANDLE RIBBED BLADE	2
5.1	10937/00	ESCUTCHEON, HANDLE EDGE SERIES	1
5.2	10927/00	HANDLE, BLADE EDGE SERIES	1
5.3	92176	WEAR WASHER	2
5.4	92005	SET SCREW, CUP PT 6-32 UNC THREAD 3/16"L	1
5.5	92177	RETAINING RING, 7/16" SHAFT	1
6	3-545/00	BRASS PUSH TYPE DRAIN, W/ OVERFLOW & SMALL PLUG	1
7	10982	HOSE, 3/8" COMP. X 1/2" NPSM - 12"L	2

ZONE	REV.	DESCRIPTION	DATE	APPROVED
C5, D4	B	UPDATE POP UP DRAIN, ADD CALL OUTS, UPDATE AERATOR	6/18/2021	AMM
REVISIONS				

1261 LOGAN AVENUE
 COSTA MESA, CALIFORNIA 92626
 PHONE: 714.361.4800
 FAX: 714.617.3120

PHYLIRICH[®]
 Defining Luxury Since 1959

PROPRIETARY AND CONFIDENTIAL
 THE INFORMATION CONTAINED IN THIS DRAWING IS THE SOLE PROPERTY OF PHYLIRICH. ANY REPRODUCTION IN PART OR AS A WHOLE WITHOUT THE WRITTEN PERMISSION OF PHYLIRICH IS PROHIBITED.
DO NOT SCALE DRAWING

WIDESPREAD FAUCET, LOW SPOUT,
 BLADE HANDLE, STRIA

SIZE A	ASM/PRT NO. 291L-01/00	REV B
SCALE: 1:5.5	WEIGHT: lbs.	SHEET 1 OF 2

5

4

3

2

1

E

E

D

D

C

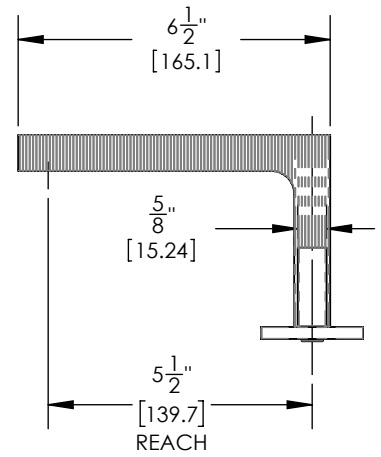
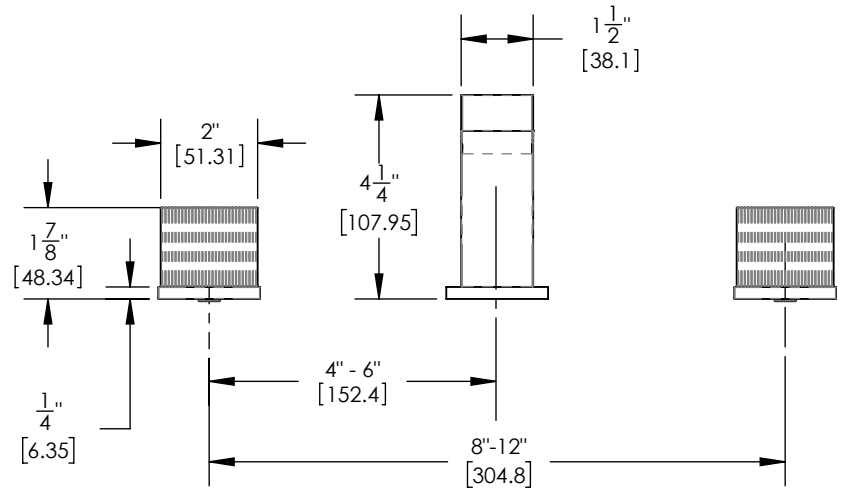
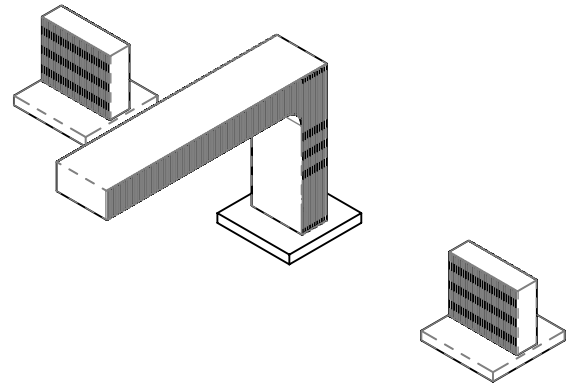
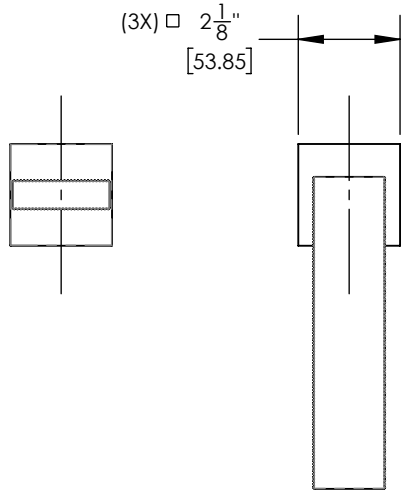
C

B

B

A

A



1261 LOGAN AVENUE
COSTA MESA, CALIFORNIA 92626
PHONE: 714.361.4800
FAX: 714.617.3120

PHYLIRICH[®]
Defining Luxury Since 1959

PROPRIETARY AND CONFIDENTIAL
THE INFORMATION CONTAINED IN THIS DRAWING IS THE SOLE PROPERTY OF PHYLIRICH. ANY REPRODUCTION IN PART OR AS A WHOLE WITHOUT THE WRITTEN PERMISSION OF PHYLIRICH IS PROHIBITED.
DO NOT SCALE DRAWING

WIDESPREAD FAUCET, LOW SPOUT, BLADE HANDLE, STRIA

SIZE A	ASM/PRT NO. 291L-01/00	REV B
SCALE: 1:4	WEIGHT: lbs.	SHEET 2 OF 2

5

4

3

2

1